

DATE: 2013-8-20 (YY/MM/DD)

Customer :

APPROVAL SHEET

PRODUCT: AC ADAPTOR(RoHS Compliant)

MODEL: APL336-19520

PART NO. ST-0237


V : A1

Receiver's stamp or signature

PLEASE APPROVE & RETURN BEFORE 2013-9-3
OR WE WOULD REGARD IT BEEN CONFIRMED.

RESPONSIBLE	APPROVED	ISSUED
		<i>nishuang</i>

ISSUES STAMP



Revised History

NO.	Revised Date	Description	Approved	Issued



Anthin Power Supply Co.,Ltd. (China)

TEL:+86-755-8980-7888

FAX:+86-755-8980-1111

<http://www.Anthin.cn>

info@anthin.cn

Anthin Japan Co.,Ltd. (Japan)

TEL:+81-45-730-5250

FAX:+81-45-730-5251

<http://www.Anthin.co.jp>

info@anthin.co.jp

Anthin	DESCRIPTION	SWITCHING POWER AC ADAPTER	SHEET NO.	1 OF 4
			VER:	A1
	MODEL NO.	APL336-19520	PART NO.	ST-0237

1.INPUT REQUIREMENT

2.OUTPUT SPECIFICATION

3.MECHANICAL

4.RELIABILITY

5.ENVIRONMENT

6.OUTLOOKING

7.SAFETY

8.QC CHECK

9.DIMENSION

10.AC CORD

11.LABEL

12.PACKING

Anthin	DESCRIPTION	SWITCHING POWER AC ADAPTER	SHEET NO.	2 OF 4
	MODEL NO.	APL336-19520	VER:	A1
			PART NO.	ST-0237

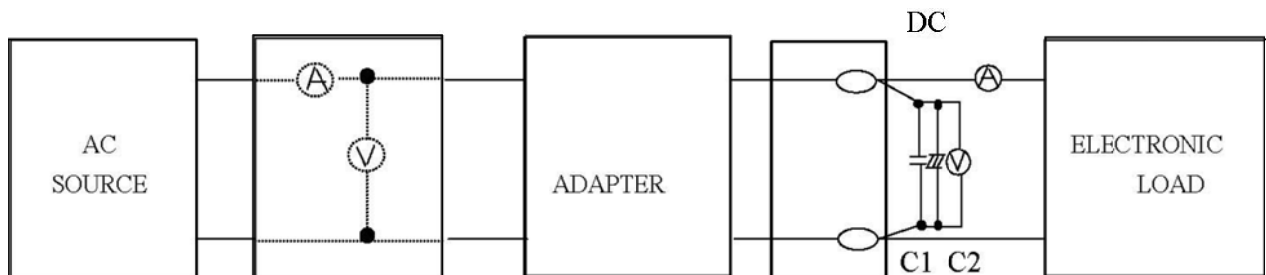
1.INPUT REQUIREMENT

ITEM	SPECIFICATION	MIN	TYP.	MAX
NORMAL AC INPUT VOLTAGE	SINGLE PHASE	100Vac	110Vac/220Vac	240Vac
AC INPUT VOLTAGE RANGE	SINGLE PHASE	90Vac	110Vac/220Vac	264Vac
AC INPUT FREQUENCY	SINGLE PHASE	47Hz	50/60Hz	63Hz
AC INPUT CURRENT	TYPICAL INPUT VOLTAGE& OUTPUT AT FULL LOAD.			1200mA
AC INRUSH CURRENT	TYPICAL INPUT VOLTAGE& OUTPUT AT FULL LOAD , 25°C.			60A
EFFICIENCY	TYPICAL INPUT VOLTAGE& OUTPUT AT FULL LOAD	65%		

2.OUTPUT SPECIFICATION

ITEM	SPECIFICATION	MIN	TYP.	MAX
NORMAL DC OUTPUT VOLTAGE			19.5Vdc	
DC OUTPUT VOLTAGE RANGE	TYPICAL OUTPUT VOLTAGE $\pm 5\%$	18.5V		20.5V
LOAD CURRENT RANGE		0A		2A
PEAK LOAD CURRENT	TIME<60S			2.4A
RIPPLE	TYPICAL INPUT VOLTAGE , TYPICAL LOAD CURRENT , 25°C			200mV
HOLD-UP TIME	AT TYPICAL INPUT VOLTAGE AND FULL LOAD	10mS		
TURN-ON DELAY	TYPICAL INPUT VOLTAGE AND TYPICAL LOAD			1S
OVER CURRENT PROTECTION	AUTO RECOVERY			
SHORT CIRCUIT PROTECTRON	THE ADAPTER SHALL NOT DAMAGE BY SHORT THE DC OUTPUT TO GROUND			
OVER VOLTAGE PROTECTION			22.4V	29.3V

*TEST MEASURES



C1: 0.1uF CERAMICS CAPACITOR
C2: 10uF 50V ALUMINUM CAPACITOR

Anthin	DESCRIPTION	SWITCHING POWER AC ADAPTER	SHEET NO.	3 OF 4
	MODEL NO.	APL336-19520	VER:	A1
			PART NO.	ST-0237

3.MECHANICAL

ITEM	SPECIFICATION OR TEST CONDITION	ACCEPTANCE CRITERIA
BENDING TEST	NORMAL TEMPERATURE THE CORD SHALL WITHSTAND WEIGHT OF 200g, SWINGING FROM LEFT TO RIGHT AT AN ANGLE OF 60 DEG. 1000CYCLE TIMES MIN. S/R SHALL WITHSTAND WEIGHT OF 1N. SWINGING FROM LEFT TO RIGHT AT AN ANGLE OF 60DEG. 1000CYCLE TIMES MIN. BENDING SPEED 40CYCLE/MINUTE	NO SHORT CIRCUIT NO BREAKAGE OF THE CORD
VIBRATION	FREQUENCY RANGE:10~55Hz AMPLITUDE:1.5mm ACCELERATION: 1G SWEEP 1 MINUTE FOR X,Y,Z,AXIS EACH	THERE SHALL BENO ABNORMALITY ON THE APPEARANCE STRUCTURE AND OPERATING

4.RELIABILITY

ITEM	TEST CONDITION	ACCEPTANCE CRITERIA
TEMPERATURE UP WITH TYPICAL LOAD	TEST THE SURFACE OF THE CASE WITH TYPICAL LOAD OUTPUT AND TYPICAL AC INPUT 50/60Hz	TEMPERATURE UP UNDER 35 DEGREES
HI-POT TEST	INPUT TO OUTPUT GRADUALLY RAISED FROM 0 TO THE 3000Vac AND HELD AT THAT VALUE FOR 3S,5mA	NO DAMAGE
INSULATION RESISTANCE	INPUT TO OUTPUT,DC 500V	>100MΩ
MTBF	TYPICAL INPUT&FULL LOAD , 25℃	50000 HOURS
LIFE	TYPICAL INPUT&FULL LOAD, 40℃ TYPICAL INPUT&FULL LOAD, 25℃	1YEARS ABOVE 2YEARS ABOVE
BURN-IN	AT 30℃(±10℃),NORMAL INPUT VOLTAGE	2~4 HOURS

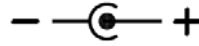
5.ENVIRONMENT

ITEM	SPECIFICATION OR TEST CONDITION	min.	typ.	max.
OPERATING TEMPERATURE		0℃		40℃
STORAGE TEMPERATURE		-20℃		85℃
OPERATING HUMIDITY	NON-CONDENSING	5%RH		90%RH
STORAGE HUMIDITY	NON-CONDENSING	5%RH		90%RH

Anthin	DESCRIPTION	SWITCHING POWER	SHEET NO.	4 OF 4
		AC ADAPTER	VER:	A1
	MODEL NO.	APL336-19520	PART NO.	ST-0237

6.OUTLOOKING

DIMENSION :96(L)X43.7(W)X27.8(H)mm
 WEIGHT :ABOUT 175g
 AC INPUT TYPE : 2PIN INLET 配美、欧、英、澳规可换头
 DC OUTPUT TYPE : 5.5×2.1×9.5 S TYPE



DC OUTPUT CABLE :USE UL 2468 20AWG WIRE RoHS COMPLIANT
 INDICATION :LABEL RoHS COMPLIANT
 CASE MATERIAL :94V-0 ABS+PC **BLACK** RoHS COMPLIANT
 PCB MATERIAL :94V-0 RoHS COMPLIANT

7.SAFETY

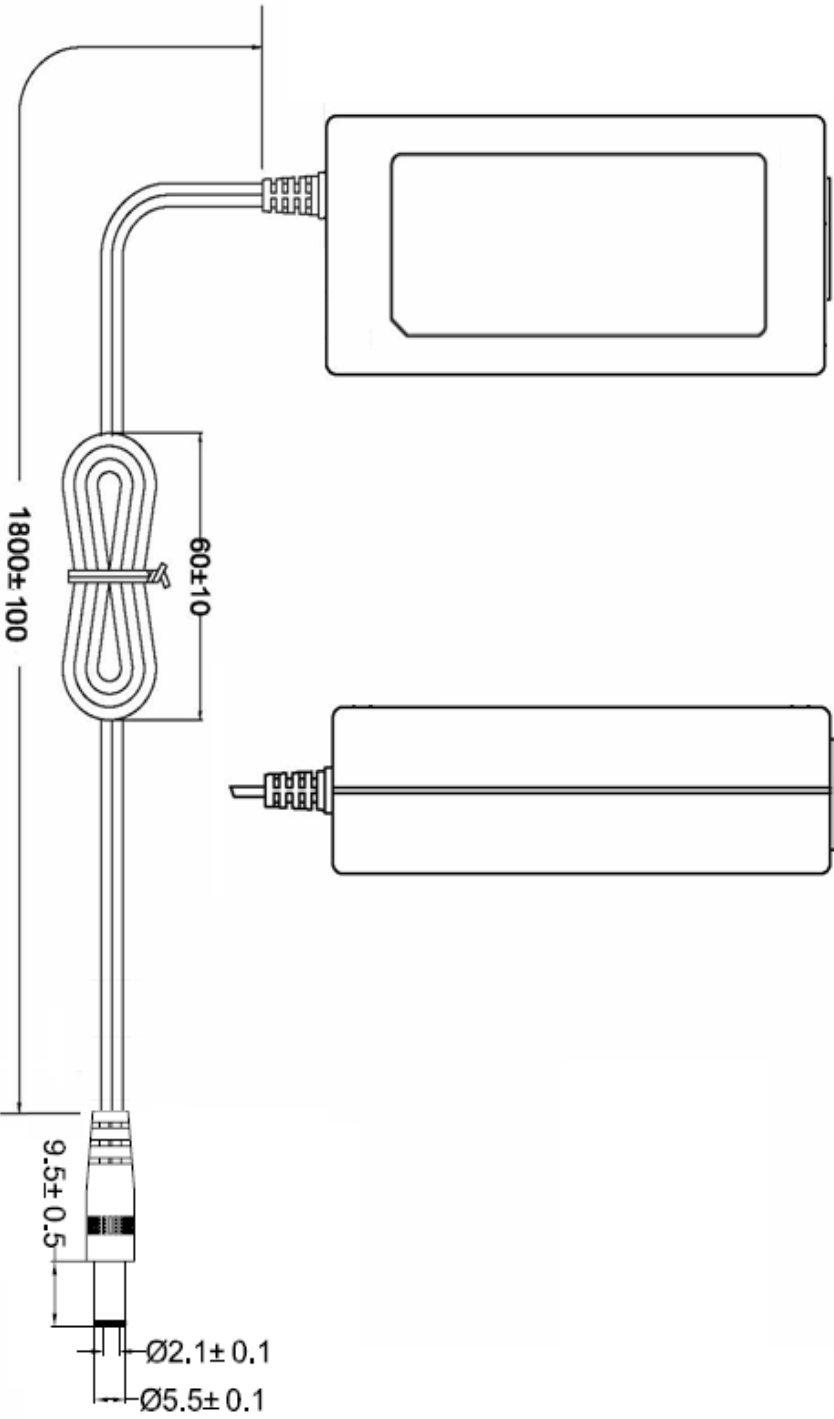
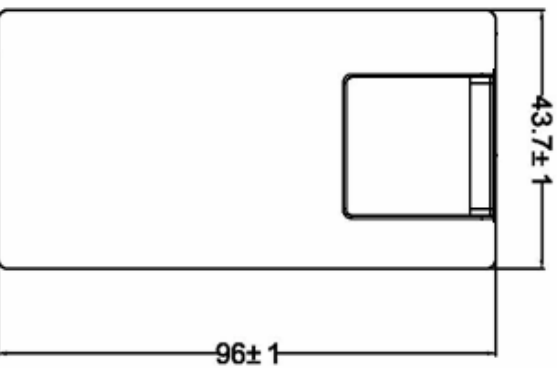
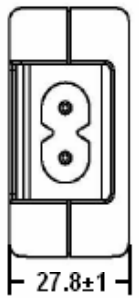
COMPLY SAFETY STANDARDS	STANDARD	FILE NO.

EMI
CE

8.QC CHECK

ALL OF THE QUANTITY SHALL BE CHECKED BEFORE SHIPMENT,CHECK ITEM AS BELOW:

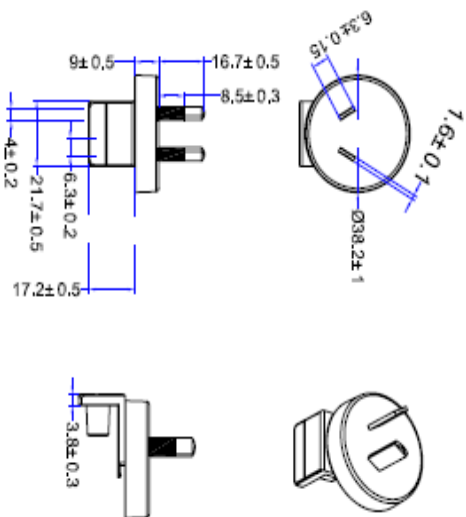
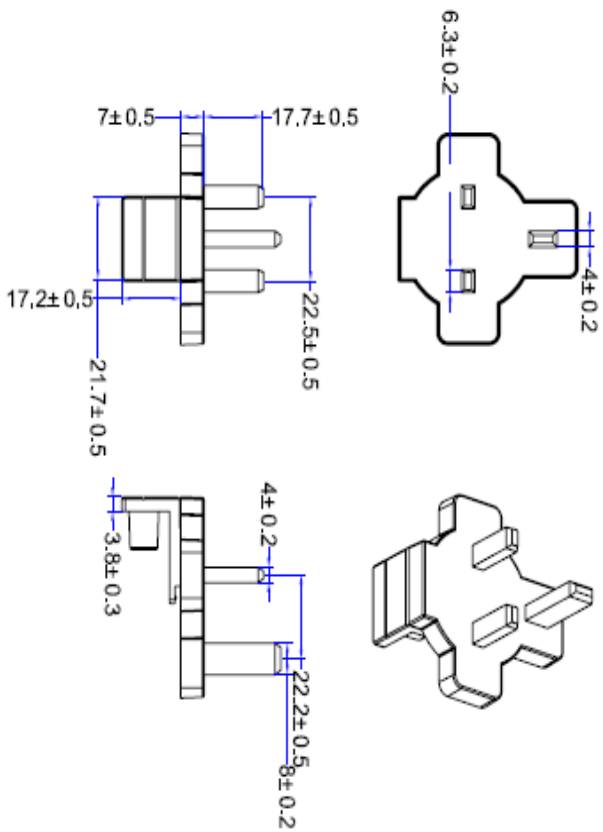
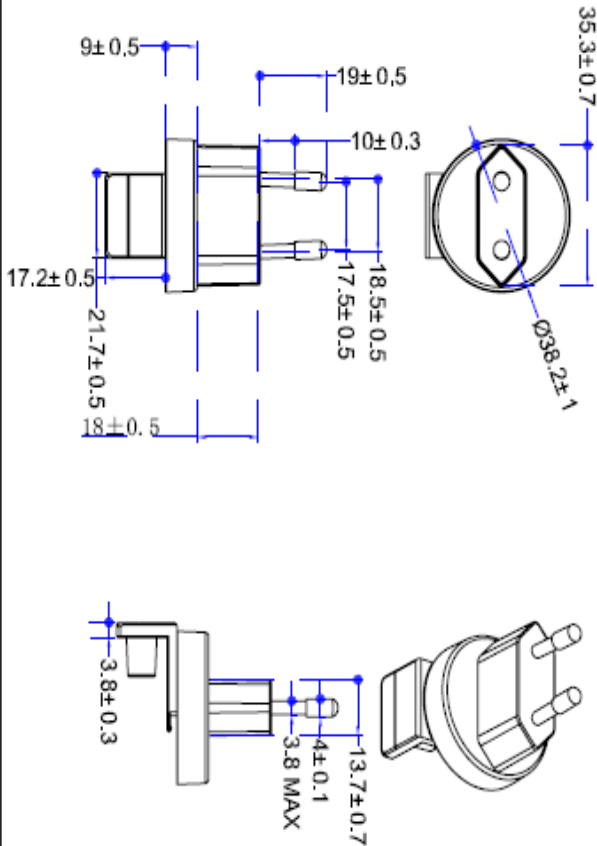
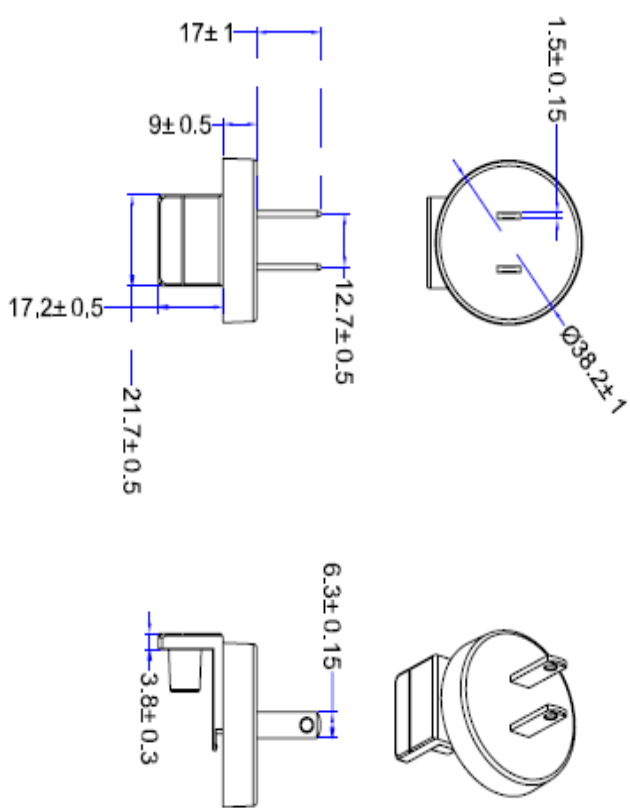
- (1)DC PLUG POLE CHECK
- (2)OCP FUNCTION CHECK
- (3)DC OUTPUT VOLTAGE CHECK
- (4)HIPOT&INSULATION CHECK
- (5)OUTLOOKING CHECK



TOLERANCE		FINISH		MATERIAL		UNIT		NAME	
LEA									
4-4-620	+0.06	+0.06	+0.1	+0.2					
20-4-620	+0.06	+0.1	+0.2	+0.3					
50-4-620	+0.1	+0.15	+0.3	+0.4					
200-L	+0.2	+0.4	+0.5	+0.8					

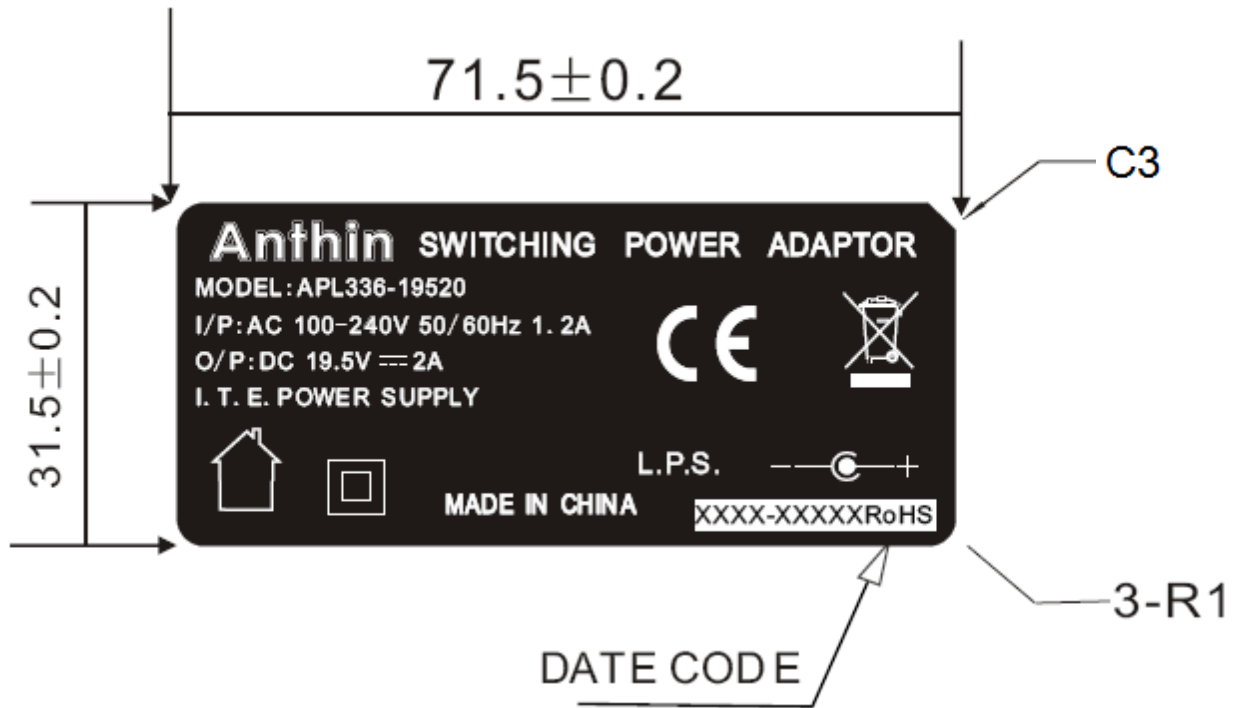
DEG.	CMD.	APPL.	SCALE	UNIT	REV.	NAME
				mm	A1	DIMENSION

DMG	DMG NO.	PART NO.
jmh		
	XXXX	ST-0237

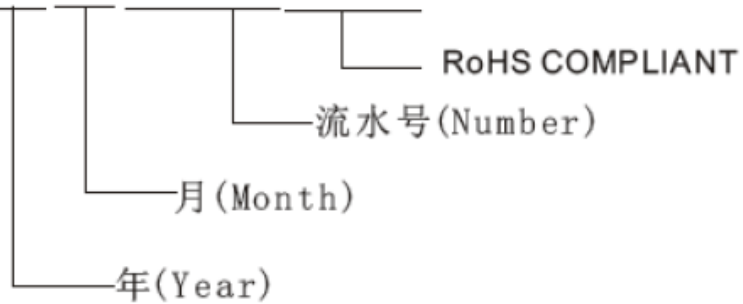


TOLERANCE		FINISH		MATERIAL		UNIT		SCALE		PART NO.	
LEA	NO	EQB	EQC	EQD	EQE	EQF	EQG	EQH	EQI	EQJ	EQK
43620	E.005	E.005	E.005	E.005	E.005	E.005	E.005	E.005	E.005	E.005	E.005
2014250	E.005	E.005	E.005	E.005	E.005	E.005	E.005	E.005	E.005	E.005	E.005
2014250	E.005	E.005	E.005	E.005	E.005	E.005	E.005	E.005	E.005	E.005	E.005
2004	E.005	E.005	E.005	E.005	E.005	E.005	E.005	E.005	E.005	E.005	E.005

DES.	CHKD.	APPL.	SCALE	UNIT	REF.	REV.	NAME
				mm	XXXX	A1	DIMENSION
jmh							ST-0237



XXXX-XXXXXRoHS



NOTE:

- 1.SILVER WORD(银字) ON BLACK BASE(黑底).
- 2.MATERIAL:PVC + MYLAR FILM
- 3.ROHS COMPLIANT.

TOLERANCE					FINISH	NAME: LABEL	
L < 4	0.05	0.08	0.1	0.2		MATERIAL	QTY
4 < L < 20	0.08	0.1	0.2	0.3	A1		
20 < L < 50	0.1	0.15	0.3	0.4	PART NO.		ST-0237
50 < L < 200	0.15	0.25	0.4	0.6			
200 < L	0.2	0.4	0.5	0.8			
DEG.	CHKD.	APPD.		UNIT	mm		
Anni			SCALE	REF.			
				REM.			

